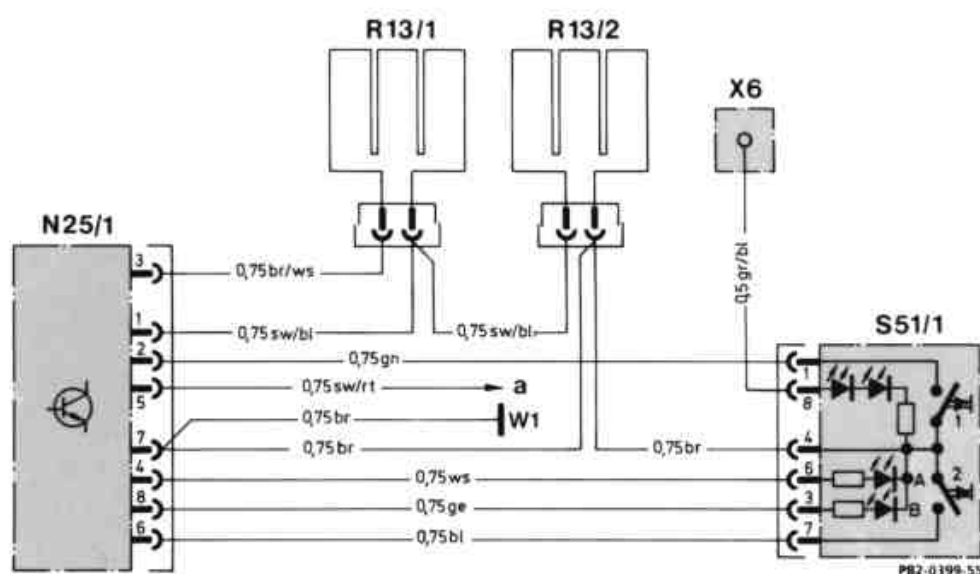


A. Version up to 09/88



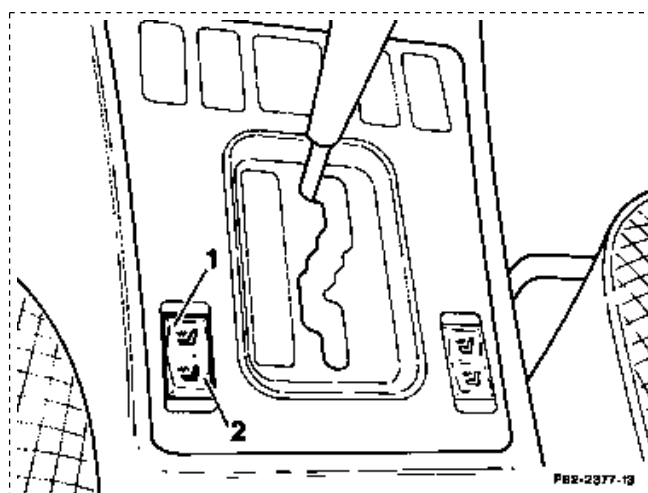
N25/5 Relay, front left seat heater
R13/1 Left front seat cushion heater
R13/2 Left front backrest heater
S51/1 Left front seat heater switch

W1 Main ground (behind instrument cluster)
X6 Terminal block, terminal 58d, 1-pin
a To terminal block, interior X5/1 terminal 15/30

The seat heater is operated by a non-locking switch which moves back into its normal position again after the heater is switched on.

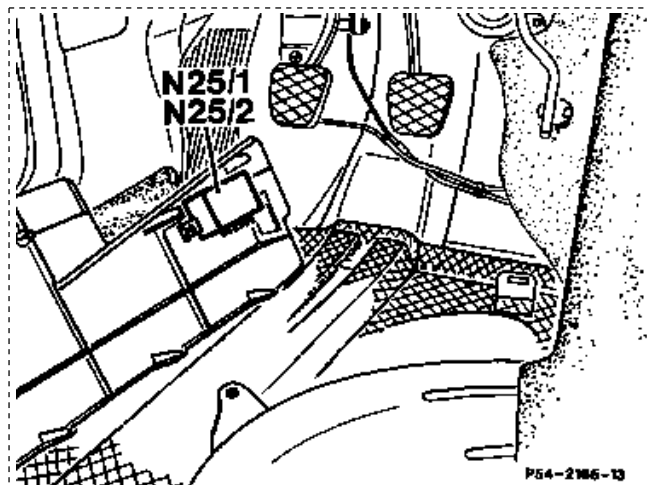
Heater stage 1 or 2 is switched on by pressing once on the appropriate symbol. One indicator lamp lights up if stage 1 is selected and both indicator lamps for stage 2.

Pressing a second time on the same symbol switches off the heater again.



The period of operation of both heating stages is limited by the front left seat heater relay (N25/1) or front right relay (N25/2). The relay is fitted behind the cover in the footwell below the foot mat.

The heater switches over from stage 2 (high heating capacity 60 W) automatically to stage 1 (weak heating capacity 15 W) after approx. 5 minutes, and the seat heater switches off automatically after approx. 30 minutes.



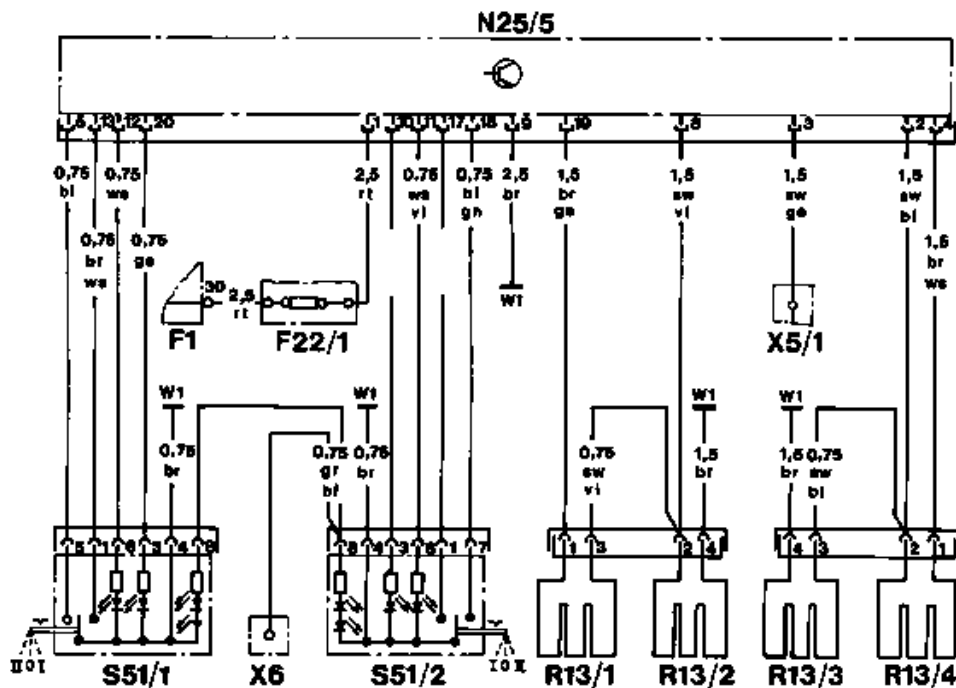
The automatic heating cycle is interrupted if the ignition starter switch is switched off (glow start switch).

If the ignition starter switch (glow start switch) is switched on again, the seat heater switch must be re-operated (as for heated rear screen).

Note

Starting 06/87 modified operation of seat heaters. If the voltage at the seat heater relay drops below 11 V, the seat heater switches off automatically. This is indicated by the LEDs in the switch flashing. If the voltage rises to 11 V, the seat heater automatically switches on again.

B. Version starting 09/88



P63-0277-06

F1	Electrical centre	R13/4	Front right backrest heater
F22/1	Auxiliary fuse holder, blower, trailer coupling, seat heating	S51/1	Front left seat heater switch
N25/5	Front seat heater control unit	S51/2	Front right seat heater switch
R13/1	Front left seat cushion heater	W1	Main ground (behind instrument cluster)
R13/2	Front left backrest heater	X5/1	Terminal block, interior terminal 15/30
R13/3	Front right seat cushion heater	X6	Terminal block terminal 58d, 1-pin

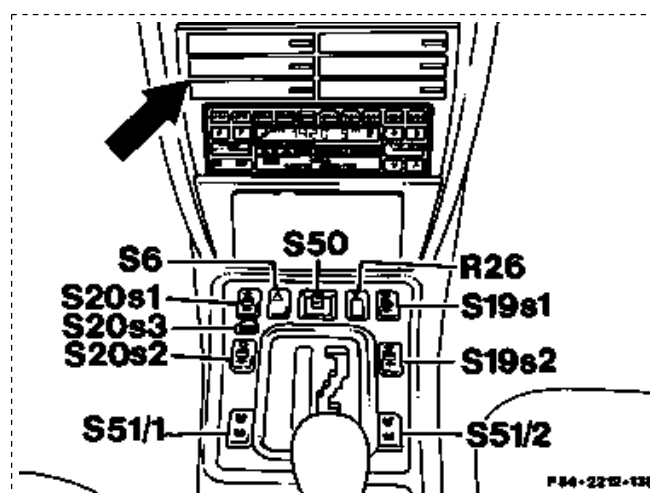
The seat heater is operated by a non-locking switch, which moves back into its normal position after the heater is switched on.

Seat heater stage 1 or 2 is switched on by pressing once on the appropriate symbol. One indicator lamp lights up if stage 1 is selected and both indicator lamps for stage 2.

Pressing a second time on the same symbol switches off the seat heater again.

Note

Starting 09/89 control switch modified by analogy to models 124.

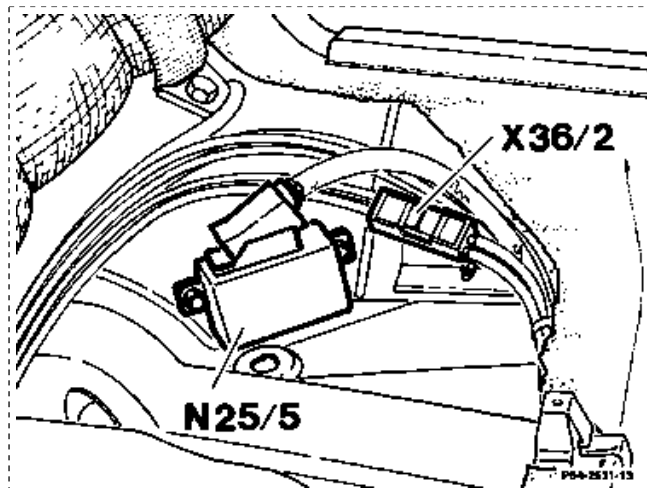


The operating time of both heating stages is limited by an electronic relay. The control unit (N25/5) is located on the left below the rear seats.

The heater switches over from stage 2 (high heating capacity 60 W) automatically to stage 1 (weak heating capacity 15 W) after approx. 5 minutes, and the seat heater switches off after approx. 30 minutes.

The automatic heating cycle is interrupted if the ignition starter switch (glow start switch) is switched off.

When the ignition starter switch (glow start switch) is switched on again, the seat heater switch must be re-operated (as for heated rear screen).



N25/5 Front seat heater control unit