

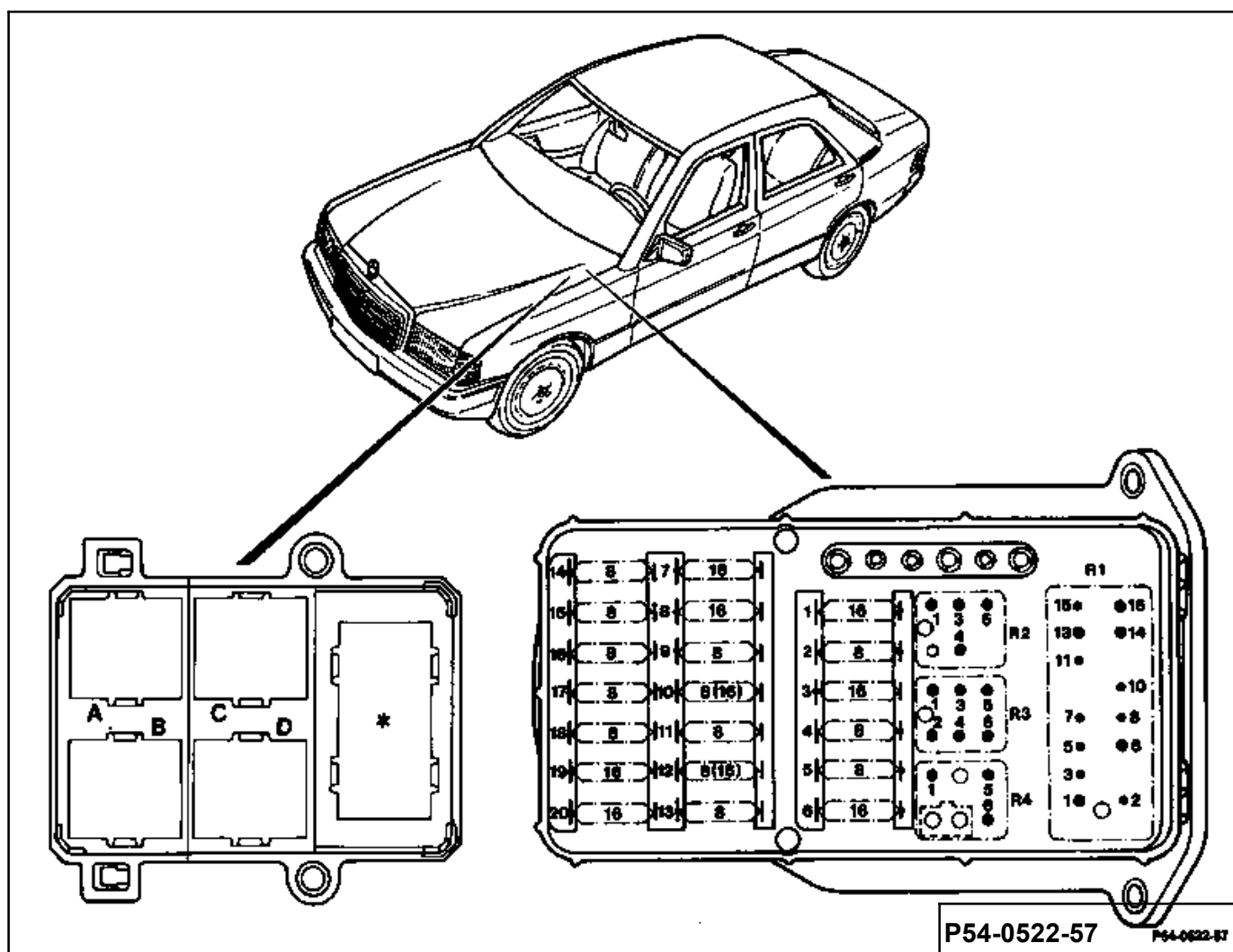
		Table/Fig. no.
C1	Airbag energy accumulator	4/6
F1	Electrical center	3/5
F12	Auxiliary fuse box, auxiliary heater	2
F14	Auxiliary fuse box, anti-theft warning system (EDW)	2
F22/1	Auxiliary fuse box, blower/trailer device/seat heater (up to MY 90)	3/4
F22/1	Auxiliary fuse box, blower/trailer device/seat heater (as of MY 91)	2
K1	Overvoltage protection relay (5-pin)	1
K1/1	Overvoltage protection relay 87 E (7-pin)	3/2
K2	Headlamp cleaning system relay (up to MY 90)	1
K2	Headlamp cleaning system relay (as of MY 91)	2
K3	Relay, intake manifold heater	1
K3/1	Relay, partial intake manifold preheater (PSV)	2
K4	Relay, window lifters	1
K6	Relay, window lifters/seat adjustment	1
K8	Double contact relay, auxiliary fan, magnetic clutch engine fan	1
K8/1	Relay, double auxiliary fan	1
K9	Relay, auxiliary fan (up to MY 90)	1
K9	Relay, auxiliary fan (as of MY 91)	2
K10	Relay, auxiliary fan series resistor	1
K12	Relay, decel fuel cutoff/Tempomat cruise control (up to MY 90)	1
K12	Relay, decel fuel cutoff/Tempomat cruise control (as of MY 91)	2
K12/1	Relay, Tempomat cruise control/boost pressure cutoff (up to MY 90)	1
K12/1	Relay, Tempomat cruise control/boost pressure cutoff (as of MY 91)	2
K24	Relay, convenience feature (up to MY 90)	1

K24	Relay, convenience feature (as of MY 91)	2
K35	Oxygen sensor heater downstream of KAT	2
N1/1	Transistorized ignition control unit	6/17
N1/2	EZL ignition control unit	6/17
N2/1	Control unit, seat belt tensioners	5/12
N2/2	Control unit, seat belt tensioners with airbag	5/12
N2/3	Control unit, seat belt and road speed warning system	6/18
N2/4	Control unit, seat belt warning system	6/18
N3	Control unit, KE injection system	3/1
N4	Control unit, Tempomat cruise control	4/7

		Table/Fig. no.
N8	ELR control unit	3/2
N8/2	Control unit, anti-jerk control	3/2
N10	Combination relay (turn signals, heated rear window, wiper motor)	1
N10/2	Combination relay (turn signals with trailer device, heated rear window, wiper motor)	1
N14	Preglow time relay	5/13
N15	Relay, kickdown cutoff	3/2
N16/3	Relay, fuel pump	3/2
N16/4	Relay, fuel pump and kickdown cutoff	3/2
N17/1	Relay, fuel cutoff valve	1
N17/2	Relay, fuel cutoff valve with kickdown cutoff	1
N19	Air conditioner temperature slide controls	4/9
N24	Airbag voltage converter	4/6
N25/1	Control unit, front left seat heater	6/16
N25/2	Control unit, front right seat heater	6/16
N25/5	Control unit, front seat heater	4/10
N26	Control unit, anti-theft warning system (EDW)	4/6
N26/2	Control unit, marten protection	4/8

N27	Triggering unit, towing protection	5/14
N30	ABS control unit	3/1
N30/2	ASD control unit	3/3
N33	Control unit, auxiliary heater	6/15
N34	Auxiliary heater timer	6/19
N35	Control unit, daytime driving light	6/18
N35/1	Control unit, city driving light	5/11

Table 1



Code letter	Designation	Relay function
-------------	-------------	----------------

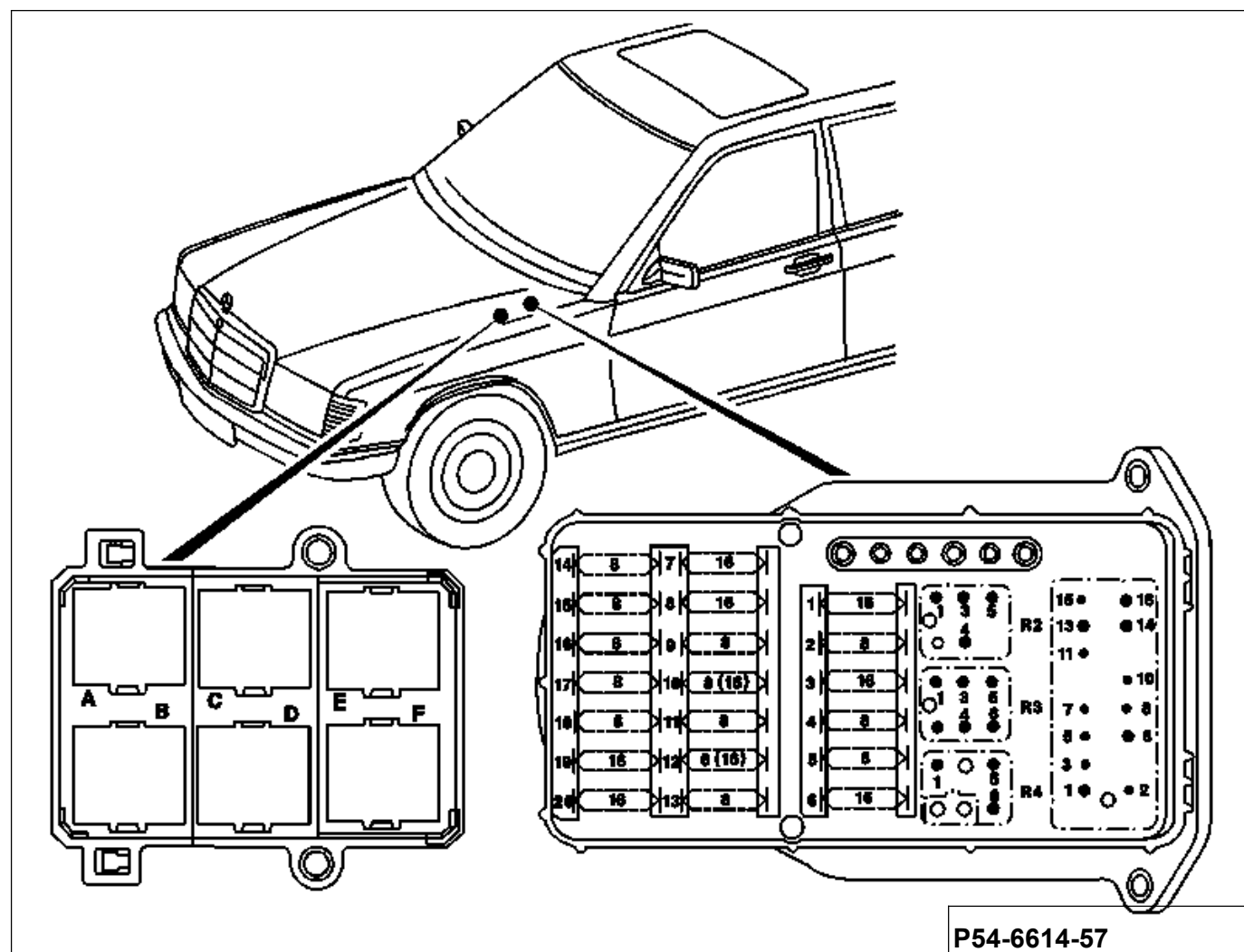
(Relay holder,  
up to MY 90)

A	K24	Convenience feature
B	K6	Power windows/seat adjustment
C	K3	Intake manifold heater
	K8/1	Double auxiliary fan
	K9	Auxiliary fan
	K12	Tempomat cruise control decel fuel cutoff
D	K2	Headlamp cleaning system
*	K12/1	Tempomat cruise control/boost pressure cutoff
	N17/1	Fuel cutoff valve
	N17/2	Fuel cutoff valve with kickdown cutoff

(Electrical center)

R1	N10	Combination relay (turn signals, heated rear window, wiper motor)
	N10/2	Combination relay (turn signals with trailer coupling, heated rear window, wiper motor)
R2	K4	Window lifters (USA)
R3	K8	Double contact relay, auxiliary fan, magnetic clutch, engine fan
	K10	Auxiliary fan series resistor
R4	K1	Overvoltage protection relay 5-pin (up to 11/84)

Table 2



Code letter	Designation	Relay function
(Relay holder, as of MY 91)		
A	K24	Convenience feature (USA)
	F12	Auxiliary fuse box, auxiliary heater
B	F22/1	Auxiliary fuse box, blower, trailer device, seat heates (AHV/SIH)
C	K9	Auxiliary fan, 2nd stage
	K12	Decel fuel cutoff/Tempomat cruise control
D	K2	Headlamp cleaning system
E	K3/1	Partial intake manifold preheater (PSV)
F	F14	Auxiliary fuse box EDW
	K12/1	Tempomat cruise control/boost pressure cutoff
	K35	Oxygen sensor heater downstream of KAT
		(CH) (S)

Table 3

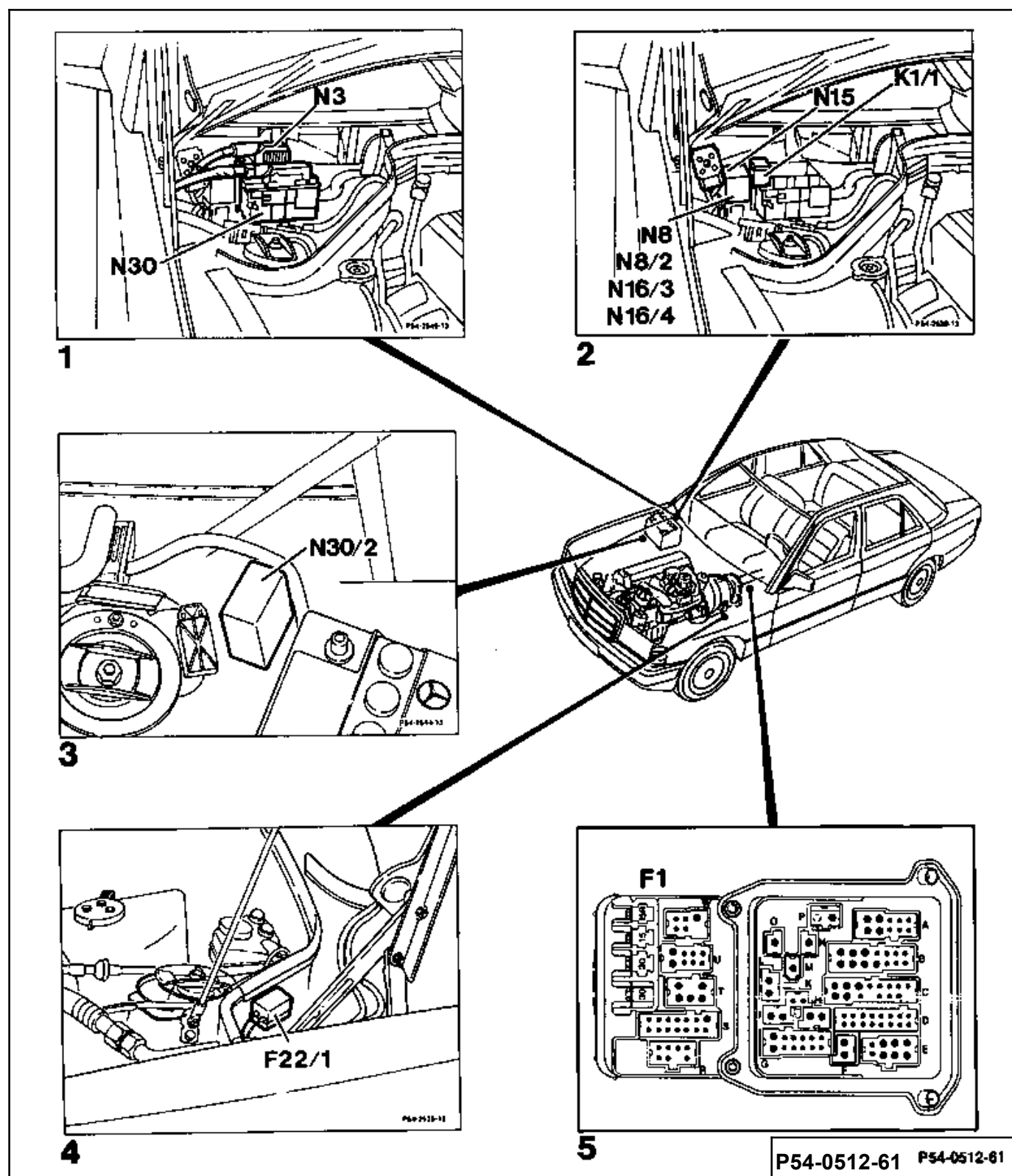


Table 4

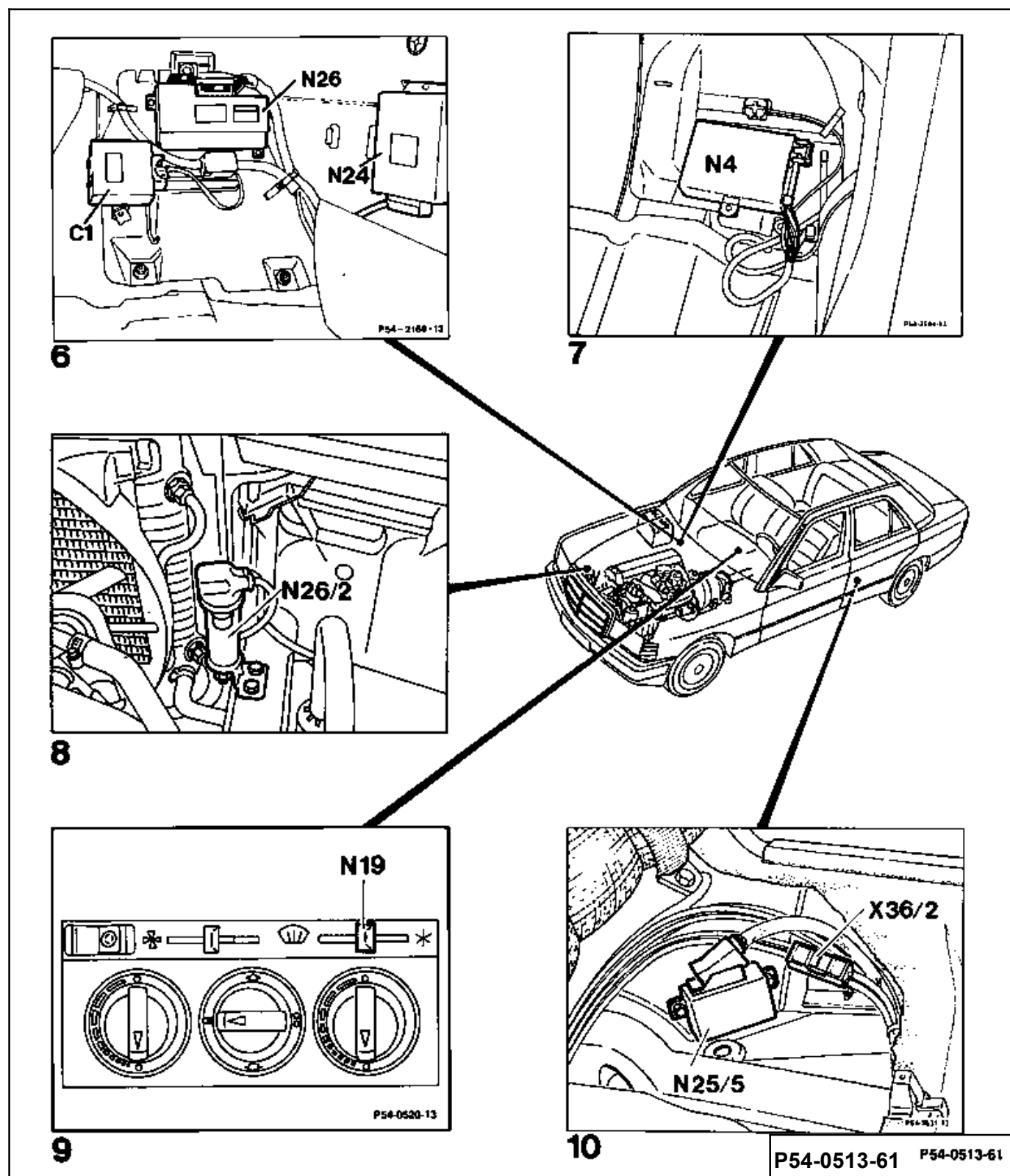


Table 5

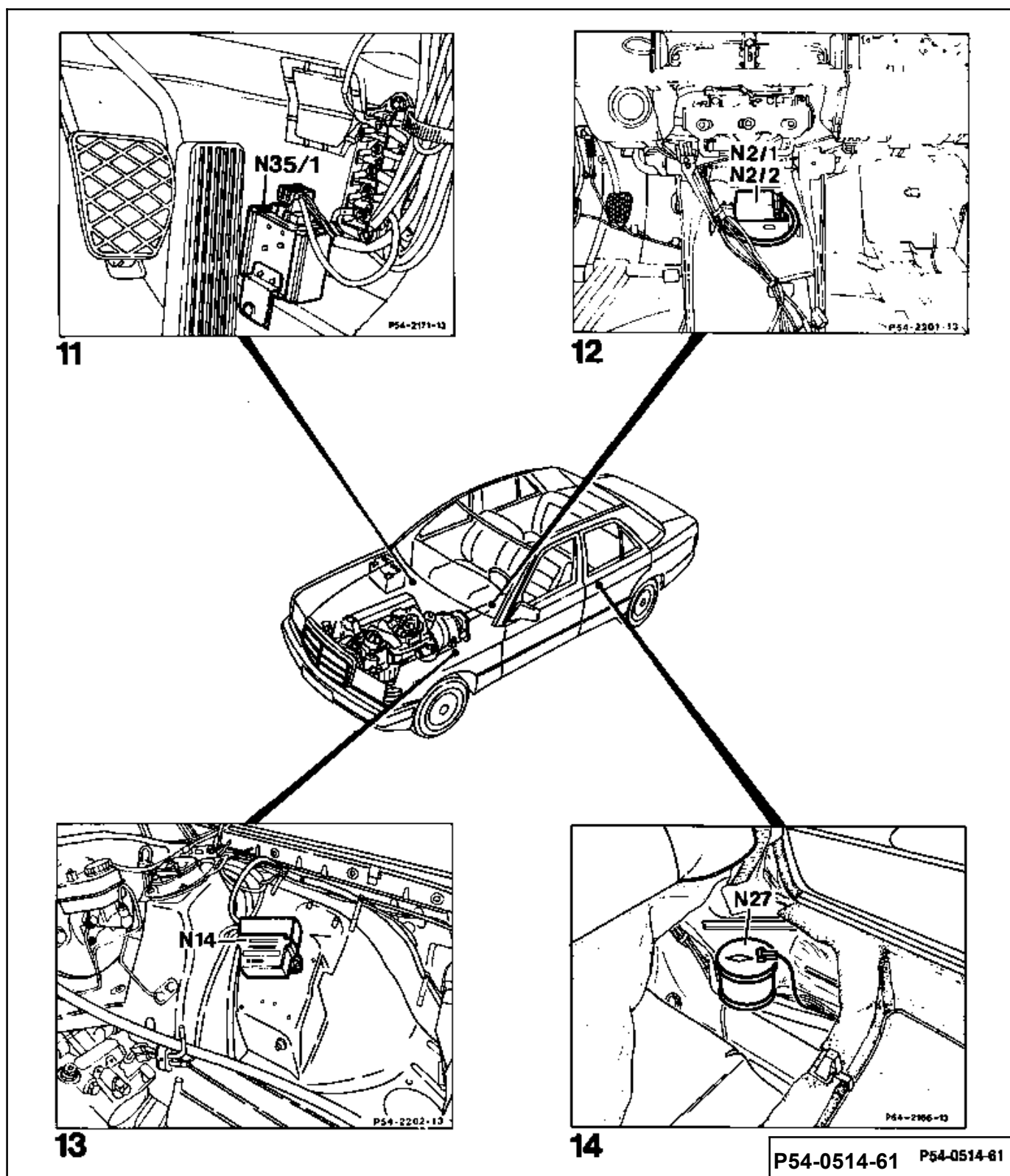




Table 6

