

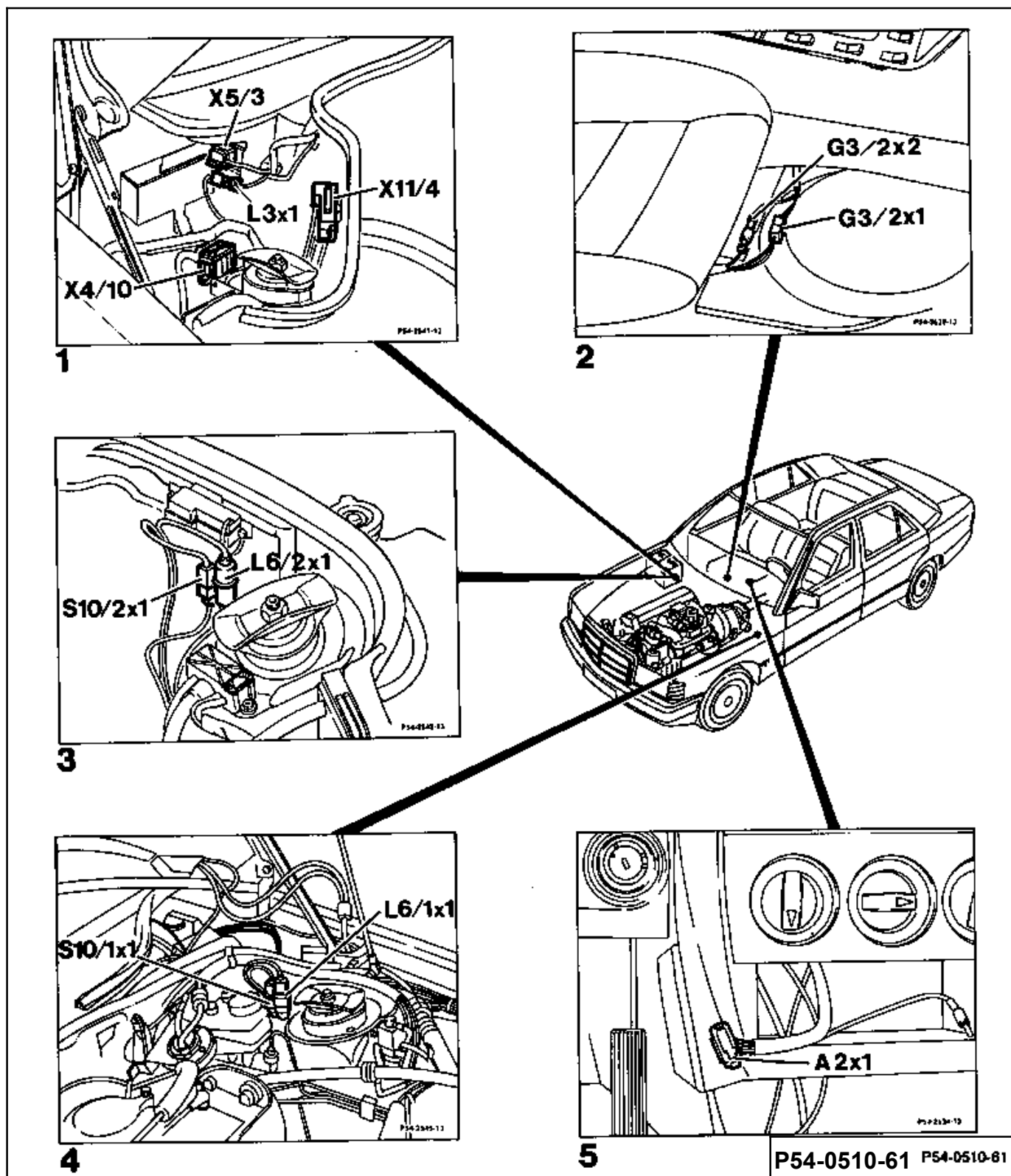
A. Connectors permanently connected with components by means of wiring

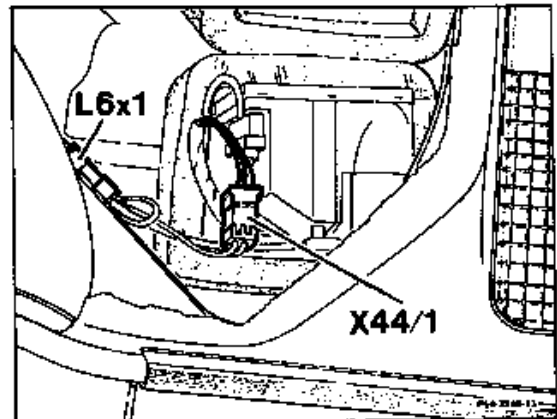
| | | Plate/Figure no. |
|---------|--|------------------|
| A2x1 | Connector radio 4-pole | 1/5 |
| G3/2x1 | Connector heater coil oxygen sensor | 1/2 |
| G3/2x2 | Connector signal oxygen sensor | 1/2 |
| L3x1 | Connector speed sensor starter ring gear | 1/1 |
| L6x1 | Connector speed sensor rear axle | 2/6 |
| L6/1x1 | Connector speed sensor front axle left | 1/4 |
| L6/2x1 | Connector speed sensor front axle right | 1/3 |
| M4x1 | Connector auxiliary fan left | 2/7 |
| M4x2 | Connector auxiliary fan right | 2/7 |
| R2/2x1 | Connector washing nozzle heating left and right | 2/9 |
| S10/1x1 | Connector contact sensor brake linings front left | 1/4 |
| S10/2x1 | Connector contact sensor brake linings front right | 1/3 |
| S29/2x1 | Connector throttle valve switch full load/idle speed recognition | 2/8 |

B. Terminal blocks and connectors

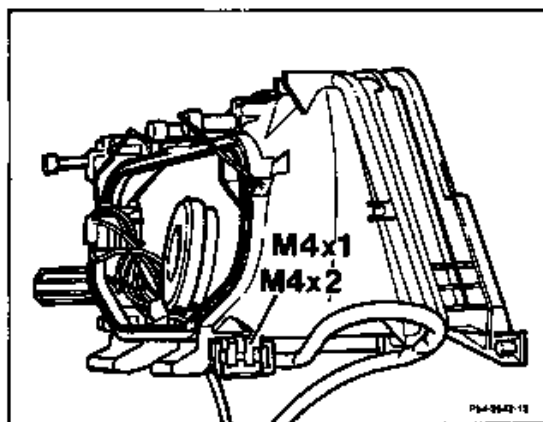
| | | Plate/Figure no. |
|--------|---|------------------|
| X4/10 | Terminal block terminal 30/terminal 61 (battery) | 1/1 |
| X5/1 | Terminal block interior terminal 15/30 | 3/14+5/19 |
| X5/3 | Connector interior/compressor cable harness | 1/1 |
| X6 | Terminal block terminal 58d, 1-pole | 4/17 |
| X11 | Diagnostic socket/terminal block terminal TD | 3/10 |
| X11/4 | Test coupling for diagnosis 8-pole (impulse signal) | 1/1 |
| X11/7 | Test connection belt tensioner 2-pole | 4/15 |
| X11/13 | Test coupling connector airbag 10-pole | 4/15 |
| X20 | Intermediate connector brake light switch 2-pole | 3/13 |
| X21/3 | Terminal block brake light switch/cruise control 1-pole | 5/19 |
| X25 | Connector preglow cable harness | 3/12 |
| X26/1 | Connector engine cable harness/headlamp cable harness 1-pole diagnosis | 2/8 |
| X26/3 | Connector engine cable harness/tail lamp cable harness 2-pole | 3/14 |
| X27 | Connector starter cable harness | 2/9 |
| X28/4 | Connector airbag/ignition capsule (driver) 2-pole | 5/20 |
| X28/5 | Slip rings ignition capsule airbag 2-pole | 4/18 |
| X29 | Test connection belt tensioner | 4/15 |
| X29/9 | Test coupling/connector airbag 10-pole | 4/15 |
| X33 | Connector CIS-E injection system/cruise control 1-pole | 3/11 |
| X42 | Connector EDW front/EDW rear | 3/14 |
| X44/1 | Connector central locking system/trunk lid lock | 2/6 |
| X53/3 | Connector Hall-effect sensor/EGR 1-pole | 4/16 |
| X53/4 | Connector inductive sensor/EGR 2-pole | 4/16 |
| X53/5 | Multiple connector/Hall-effect sensor | 3/13 |
| X91 | Terminal block clutch pedal/cruise control 1-pole | 5/19 |

Plate 1

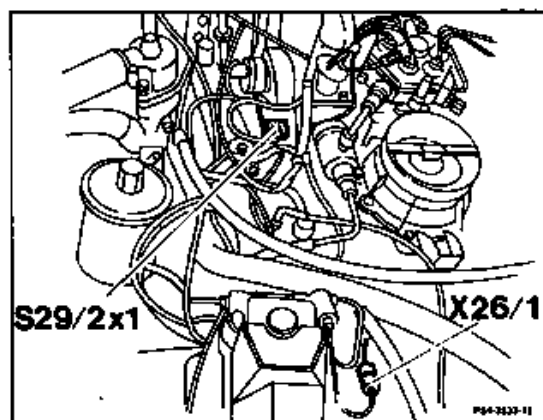




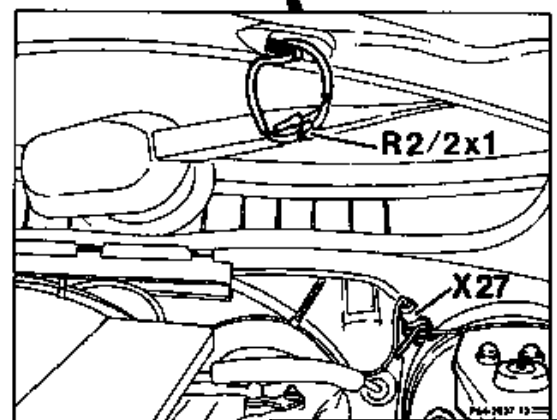
6



7

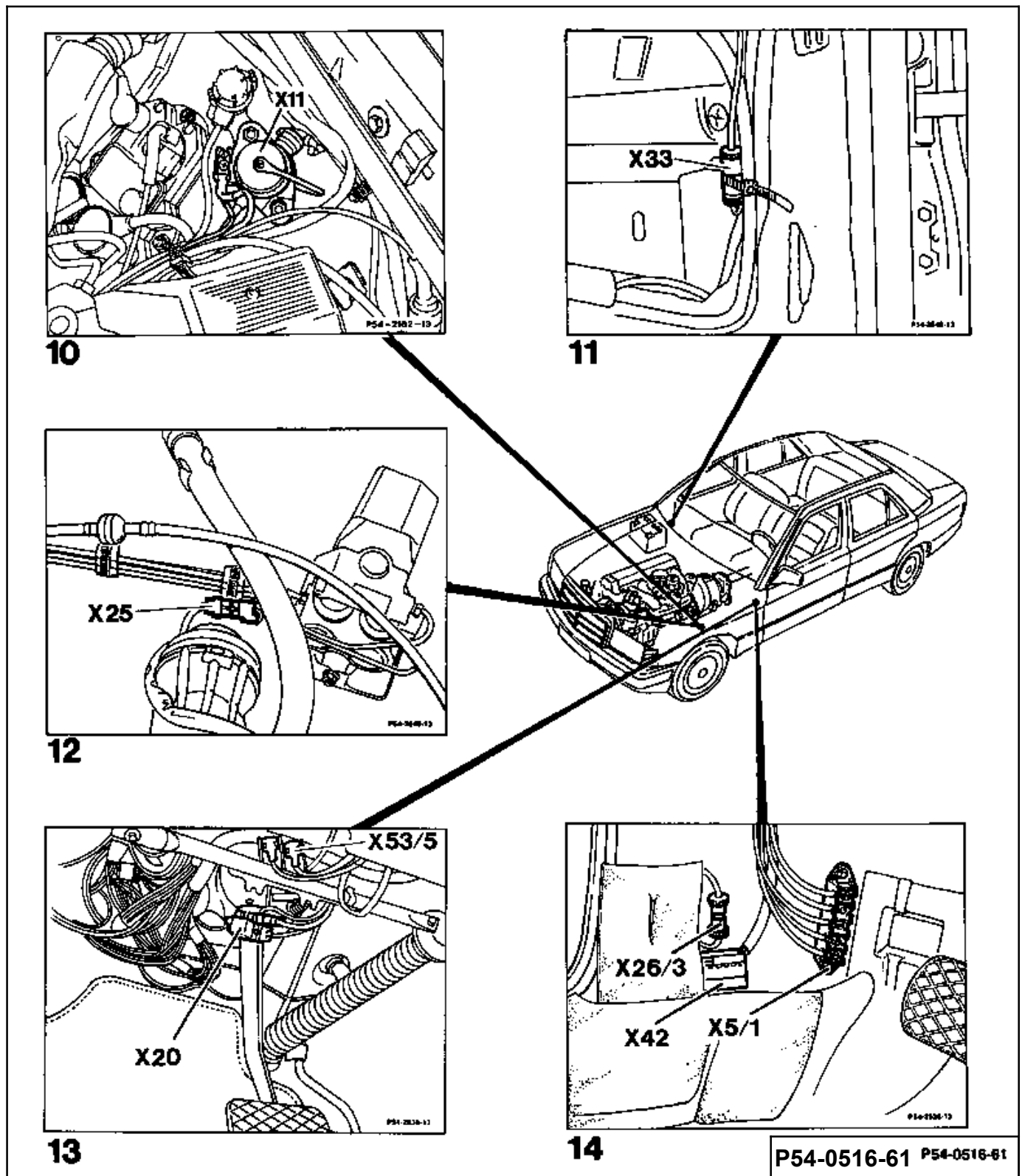


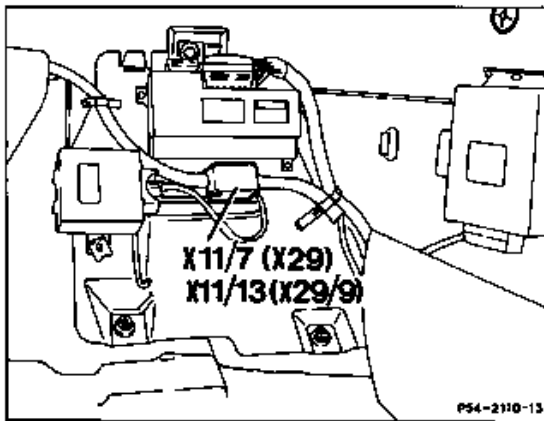
8



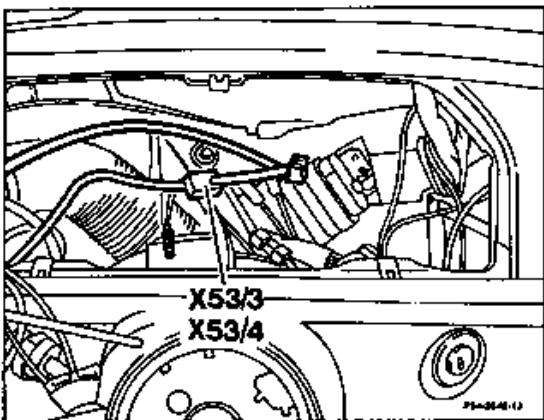
9

P54-0511-61 P54-0511-61

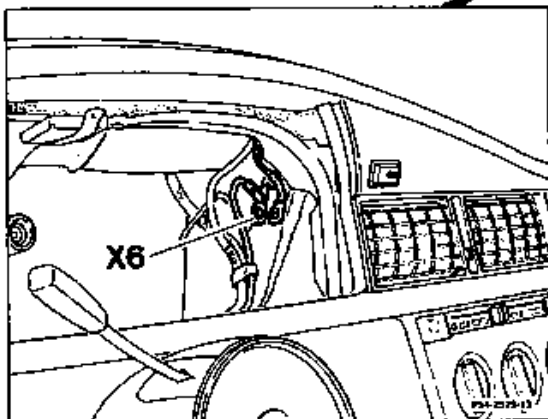




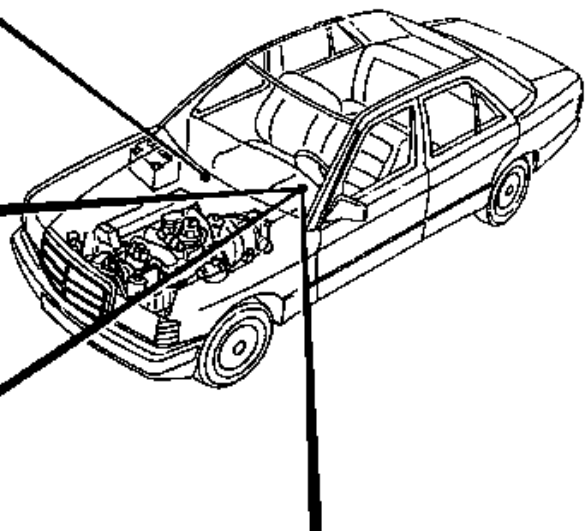
15



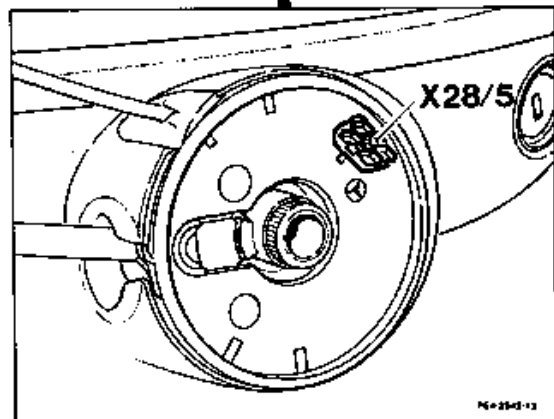
16



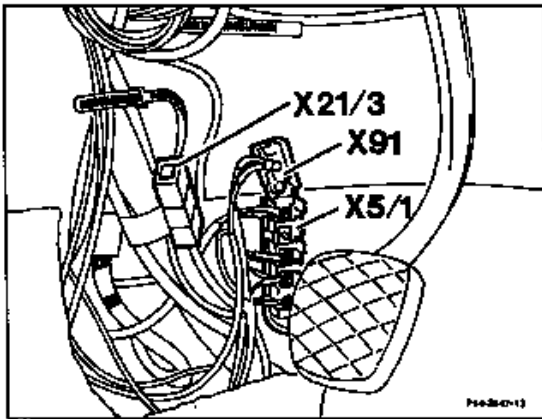
17



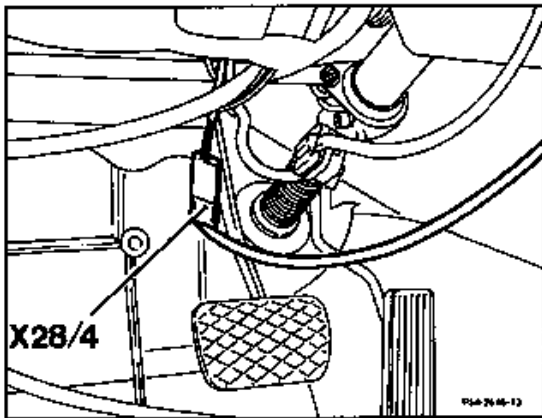
18



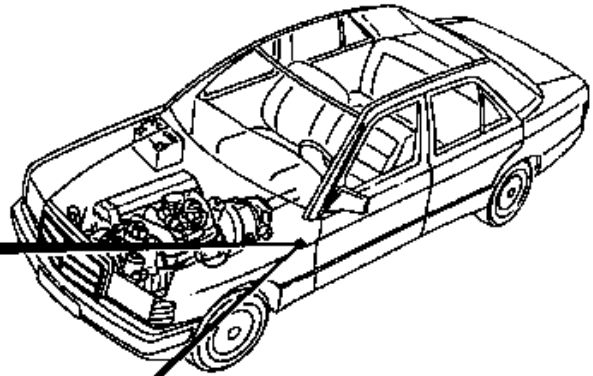
P54-0517-61 P54-0517-61



19



20



P54-0518-61 P54-0518-61